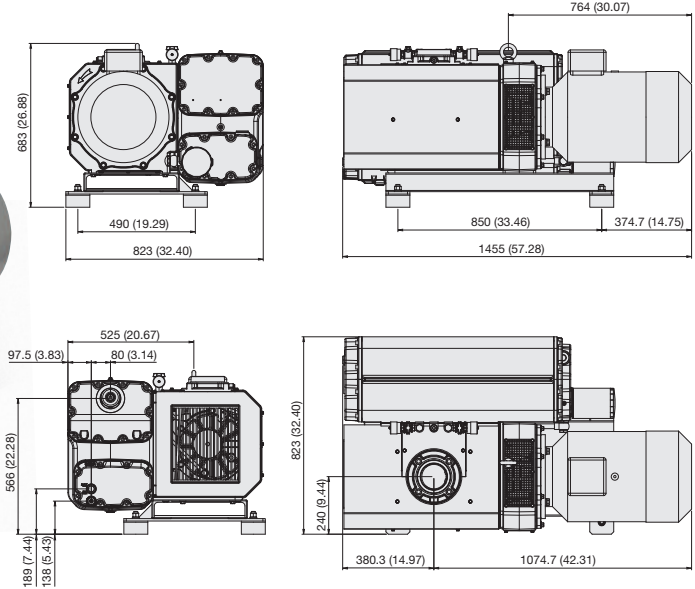



# Pump Models

## Agilent MS-631



Dimensions: millimeters (inches)

### Technical Specifications

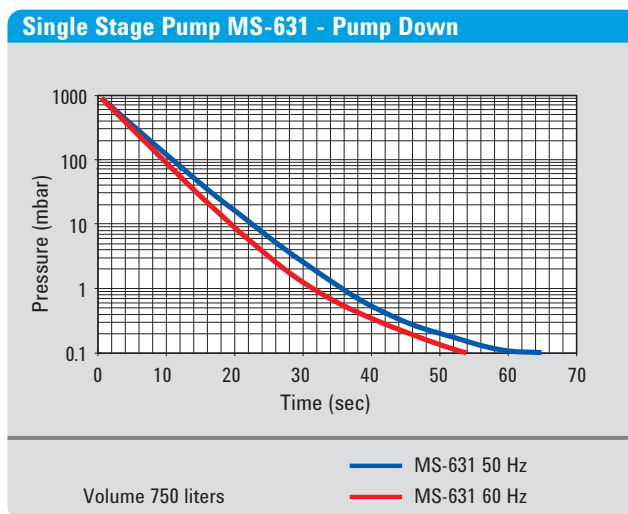
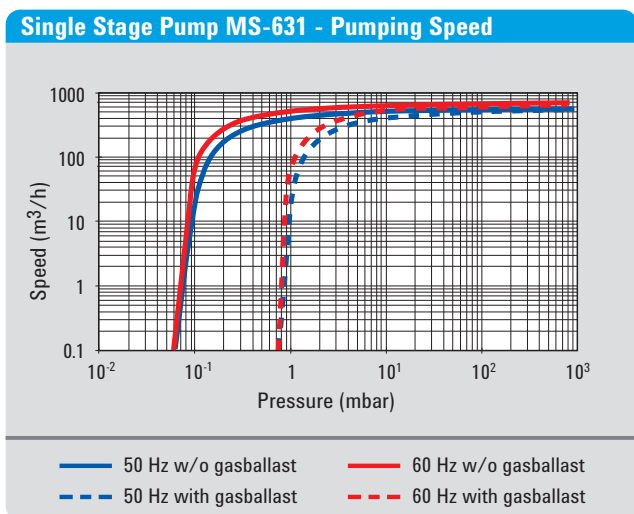
<b>Free air displacement</b>	60 Hz: 790 m <sup>3</sup> /hr, 465 cfm 50 Hz: 660 m <sup>3</sup> /hr, 390 cfm
<b>Pumping speed*</b>	60 Hz: 680 m <sup>3</sup> /hr, 400 cfm 50 Hz: 590 m <sup>3</sup> /hr, 350 cfm
<b>Ultimate partial pressure</b> (with gas ballast closed)	≤ 8 x 10 <sup>-2</sup> mbar (≤ 6 x 10 <sup>-2</sup> Torr)
<b>Ultimate total pressure</b> (with gas ballast open)	≤ 0,7 mbar (≤ 0,5 Torr)
<b>Power</b>	60 Hz: 18.5 kW (24.8 HP) 50 Hz: 15 kW (20.1 HP)
<b>Power supply voltage</b>	60 Hz: 440/480 V 50 Hz: 400/690 V 50/60 Hz: 380-420/660-725 V
<b>Revolutions number</b>	60 Hz: 1000 RPM 50 Hz: 820 RPM
<b>Water vapor tolerance</b>	60 Hz/50 Hz: 30/40 mbar (23/30 Torr)
<b>Water vapor capacity</b>	60 Hz/50 Hz: 20/30 kg/h (22.0/33.1 qt/hr)
<b>Noise level**</b>	60 Hz/50 Hz: 71/73 dB(A)
<b>Inlet port</b>	Flange DN 100 ISO-K / 4" gas / 4" NPT
<b>Exhaust port</b>	3" gas / 3" NPT
<b>Oil</b>	type MS-01, charge 22 liter (23.2 qt)
<b>Working ambient temperature range</b>	+12 +40 °C (+54 +105 F)
<b>Storage temperature</b>	-20 +70 °C (-4 +158 F)
<b>Dimensions</b>	60 Hz: 1480 x 823 x 683 mm (58.2 x 32.4 x 26.9 in.) 50 Hz: 1455 x 823 x 683 mm (57.3 x 32.4 x 26.9 in.)
<b>Total weight</b> (with/without motor)	575/385 kg (1270/850 lbs)

\* According to PNEUROP 6602

\*\* According to EN ISO 2151 (50/60 Hz)

# High Capacity MS-RPS Series

High Capacity  
MS-RPS Pumps



## Ordering Information

	Part Number
<b>High Capacity Rotary Vane Pumps</b>	
MS-631 with motor 15.0 kW, 50 Hz, 400/690 V, inlet port 4" gas. Oil charge not included.	9495002
MS-631 with motor 15.0 kW, 50 Hz, 400/690 V, inlet flange DN 100 ISO-K. Oil charge not included.	9495202
MS-631 with motor 22 kW, 60 Hz, 440 - 480 V, inlet port 4" NPT. Oil charge not included.	9495102
MS-631 with motor 22 kW, 60 Hz, 440 - 480 V, inlet flange DN 100 ISO-K. Oil charge not included.	9495302
MS-631 with motor 18.5 kW, 50/60 Hz, 380-420/660-725 V, inlet port 4" gas. Oil charge not included.	9495402
MS-631 with motor 18.5 kW, 50/60 Hz, 380-420/660-725 V, inlet flange DN 100 ISO-K. Oil charge not included.	9495502
<b>Oil and Accessories</b>	
MS-01 Oil charge for MS-631 (22 liters)	9495014
Inlet air filter with polyester cartridge, for 4" gas connection	9495062
Inlet air filter with polyester cartridge with DN 100 ISO-K flange	9495162
Connection fitting kit, for 4" gas connection	9495066
Connection fitting kit, for DN 100 ISO-K flange connection	9495166
<b>Protective Accessories</b>	
Pump thermal protection switch	9495076
Oil separator control pressure switch	9495077
MS-631 oil level protection switch	9495079
<b>Spare Parts</b>	
MS-631 minor spare part kit	9495087
MS-631 major spare part kit	9495088
Oil filter (type B)	9495090
MS-631 inlet air filter polyester cartridge	9495089
MS-631 exhaust coalescent filter kit	SR03706207